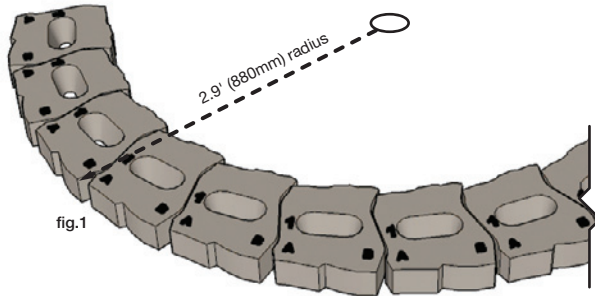


Standard Curves & Circles by Radius Dimension

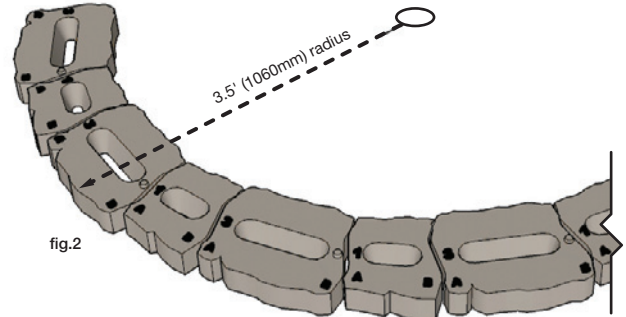
Note: All components should be secured with concrete adhesive. With the exception of small curves & circles, always try to alternate between units with and without alignment knob.

1 Small Curve/Circle



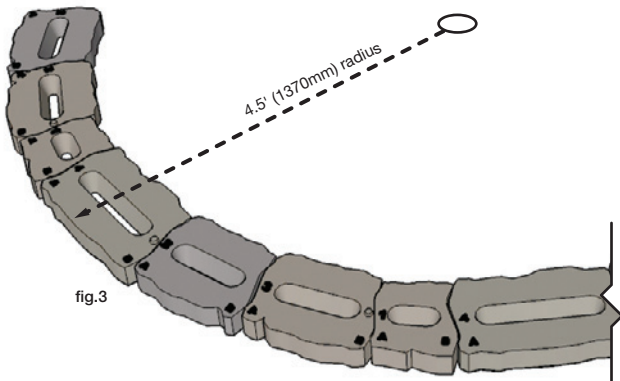
Use this pattern (fig.1) to create a curve or circle with an outside radius of 2.9' (880mm). Using only Standard 1 units, align Side A+B/B+ A.

2 Medium Curve/Circle



Use this pattern (fig.2) to create a curve or circle with an outside radius of 3.5' (1060mm). Using only Standard 1 & 3 units, alternate units and align Side A+B/B+A.

3 Large Curve/Circle



Use this pattern (fig.3) to create a curve or circle with an outside radius of 4.5' (1370mm). Using Standard 1, 2, 3 & 4 units, align Side A+B/B+A. A unit order of 1»4»2»3 will ensure an alignment knob on alternating units.

