



Tandem™ Wall

Tandem™ Wall retaining wall system provides the appearance of natural stone. The innovative and versatile modular wall system can be used to create attractive, curved or straight retaining and freestanding walls in both residential and light commercial hardscape projects.


- Lightweight and easy to use
- 3 different sizes and 24 different facial textures



Features & Benefits:

- Minimum outside radius of 6'
- Free Standing - 28" Max. | Gravity Walls - 36" Max. | Reinforced - 72" Max
- Engineered 90° corners - build curved or straight walls

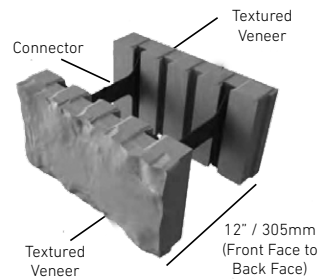
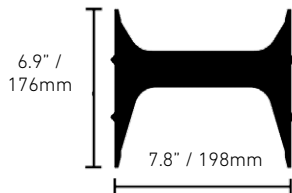
Colours:




Technical Specifications:

TANDEM WALL				
PRODUCT	DIMENSIONS	SQFT / PALLET	PALLET WEIGHT (LBS)	PALLET WEIGHT (KG)
Tandem Wall System	13 2/3 x 3 x 7"	70.1	2079	943
	15 2/3 x 3 x 7"			
	18 x 3 x 7"			
Tandem Wall Cap	24 x 15 x 3.25"	64 LF / 32 Caps Per Pallet	3133	1421


The connector design creates structural integrity in curved or straight walls.




Tandem Wall®




Ashlar Unit 1
13 2/3 x 3 x 7"



Ashlar Unit 2
15 2/3 x 3 x 7"



Ashlar Unit 3
18 x 3 x 7"



Tandem Wall Cap
24 x 15 x 3.25"

Colour availability and colour finish may vary by region. Every attempt has been made to provide accurate data - please note product measurements, weights and coverage are approximate.



Expocrete an Oldcastle® company

British Columbia Alberta Saskatchewan Manitoba

For more info visit: Belgard.com | Expocrete.com

Get Social

