

RETAINING
WALLS

CORNERSTONE


RETAINING WALL



CORNERSTONE

RETAINING WALL

CornerStone offers a clean, chiselled profile that makes it suitable for commercial and residential applications. The interlocking lugs and tapered sides make for easy installation and when filled with aggregate, provide high shear resistance and strength.






Cornerstone Straight



Cornerstone Corner

Product Name	Dimensions	Block Coverage	Pallet Coverage	Pallet Quantity	Pallet Weight
Cornerstone Straight	450 x 300 x 200mm 18 x 12 x 8"	1/sqft	40 sqft	40	1425 kg 3142 lbs
Cornerstone Corner	450 x 230 x 200mm 18 x 9 x 8"			32	915 kg 2018 lbs
Caps	Please refer to Cap documentation for available options				

Colour Finishes



Applications



Colour availability and colour finish may vary by region. Product is manufactured in metric measurements, imperial measurements are nominal.

